

*Bedankt voor je download!*

### **Gebruiksvoorwaarden**

Het lesmateriaal op [www.jufdaph.nl](http://www.jufdaph.nl) is met zorg gemaakt om jou te inspireren!

Zonder toestemming is het verspreiden van dit lesmateriaal onder eigen naam niet toegestaan. Verwijs in dit geval graag naar Juf Daph.

Heb je een van mijn lesmaterialen ingezet in je groep, dan zou ik het leuk vinden om dit terug te zien op social media.

Bedankt en veel plezier met mijn lesmateriaal.  
Liefs



@juf.daph



[facebook.com/jufdaph](https://facebook.com/jufdaph)

# Spelbord tafels (1)

5 4  
6 2  
2 1  
3 4  
6 3  
3 5  
2 1  
2





**X**

4 3 6  
2 1 5  
4 2 3  
6 4 5  
2 5

**=**

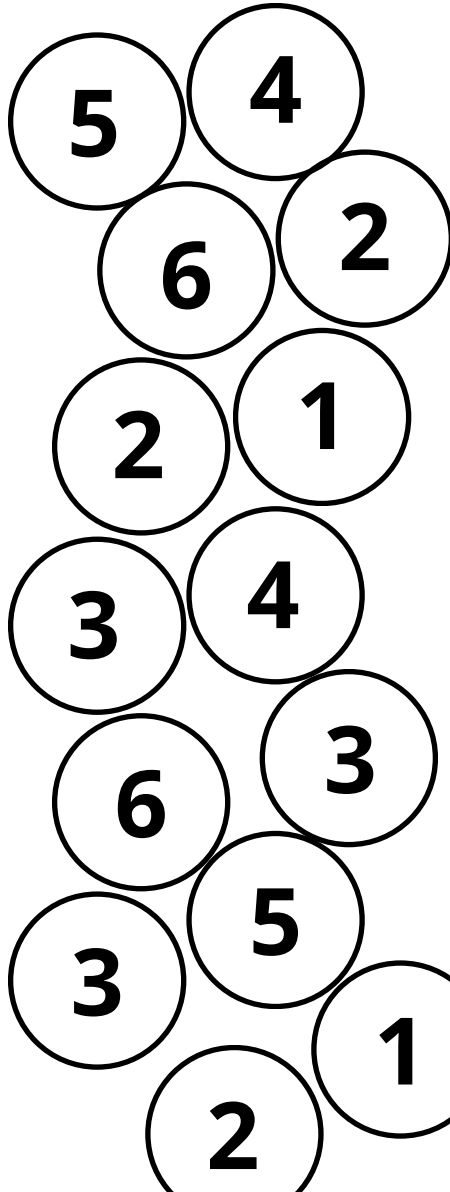




9 12 30  
24 6  
4 15  
8 10  
12 25 2  
20 16

# Spelbord tafels (1)




		$\times$		$=$	
--	---	----------	---	-----	--

The image shows a multiplication board with three columns. The first column contains 18 numbered circles (1-6). The second column contains a cactus in a purple pot. The third column contains a large 'X' symbol. The fourth column contains 12 numbered circles (1-6). The fifth column contains a large '=' symbol. The sixth column contains 12 numbered circles (2-30). A cactus with a pink flower is also visible at the top right of the board.

# Spelbord tafels (1)

				
	<b>X</b>		<b>=</b>	

# Spelbord tafels (1)

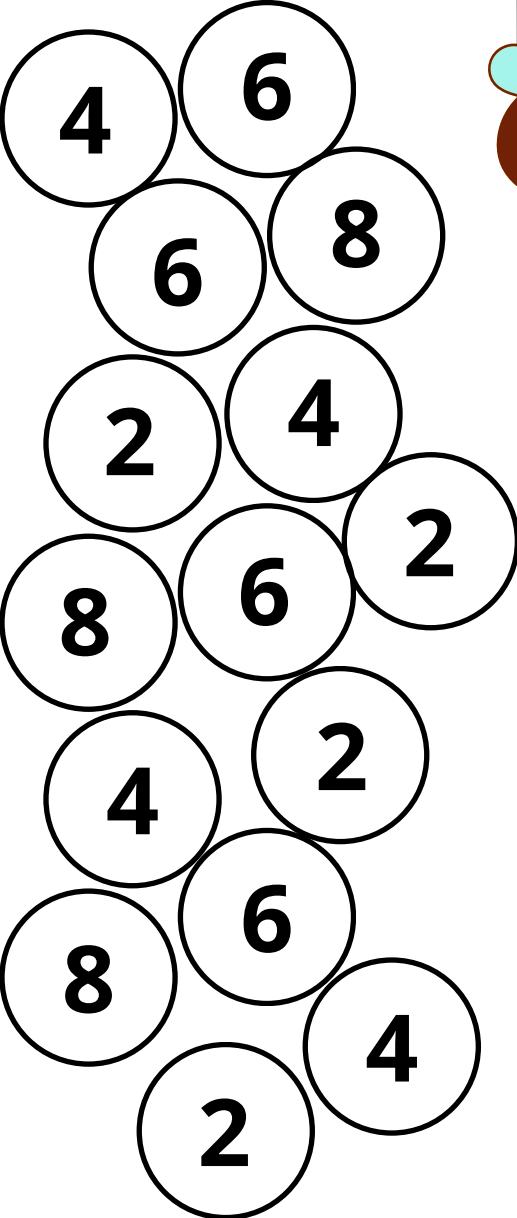




	<b>X</b>		<b>=</b>	
--	----------	---	----------	--

The image shows a multiplication table game board. It is divided into four vertical sections. The first section contains 18 circles with numbers. The second section contains a large 'X' symbol. The third section contains 15 circles with numbers. The fourth section contains an equals sign and another set of 15 circles with numbers. There are two butterfly illustrations: one in the top right and one in the bottom left.

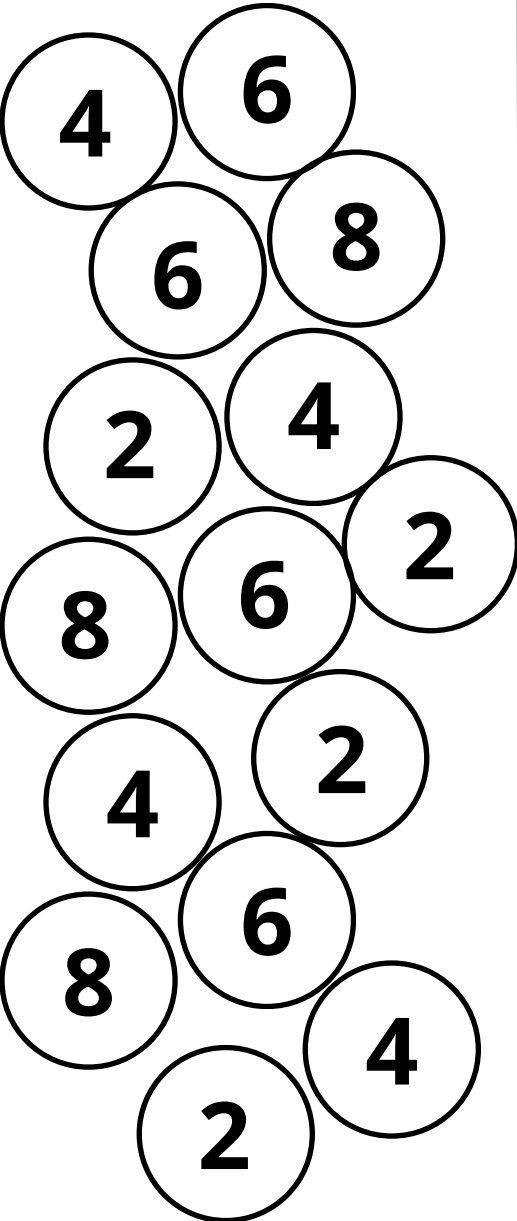


# Spelbord tafels (2)



4	6			24
6	8			24
2	4			36
8	6	2	X	18
4	2			20
8	6			12
2	4			54
				32
				48
				28
				14
				64
				72
				16
				24

## Spelbord tafels (2)

 	<b>X</b>	 	<b>=</b>	
--	----------	---	----------	--

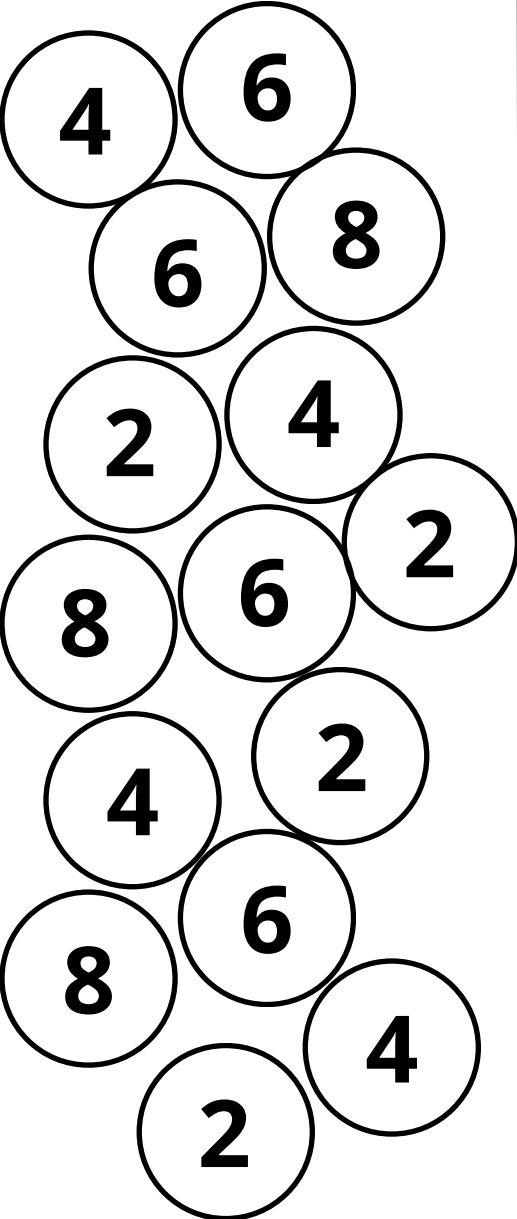


## Spelbord tafels (2)

	<b>X</b>		<b>=</b>	
--	----------	---	----------	--





## Spelbord tafels (2)

	<b>X</b>		<b>=</b>	
--	----------	---	----------	--